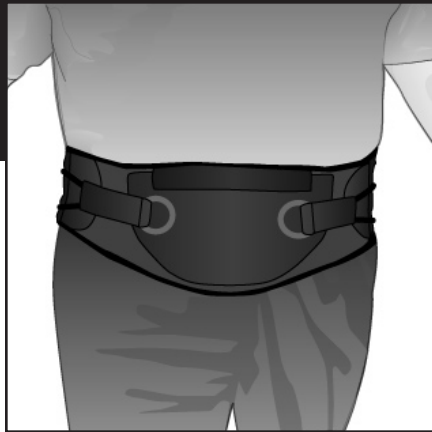


DeRoyal Solace Low-Profile Back Brace

Single Patient Use Only

Rx Only



PRODUCT NUMBER

Small	13400005
Medium	13400006
Large	13400007
X-Large	13400008

IMPORTANT INFORMATION

Please read all instructions, warnings, and precautions before use.

INTENDED USE

Used for lower lumbar strains and sprains, proprioceptive feedback, postural control and reinforcement of proper body ergonomics.

INDICATIONS

Chronic low back pain, lumbar muscle weakness, lumbar strain and sprain, and mechanical or discongenic lumbar pain.

PRECAUTIONS

- This product is to be fitted by a physician (or properly licensed practitioner) who is familiar with the purpose for which they are responsible. The physician or practitioner is responsible for providing wearing instructions and precautions to other healthcare

- practitioners or healthcare providers involved in the patient's care and the patient.
- Consult your physician (or properly licensed practitioner) immediately if you experience sensation changes, unusual reactions, swelling or prolonged pain while using this product.
 - Follow the instructions of your physician (or properly licensed practitioner) for length and duration of use.

SIZING


Waist circumferential measurement

Small	26" – 34"
Medium	32" – 40"
Large	38" – 46"
X-Large	44" – 51"



INSTRUCTIONS FOR USE

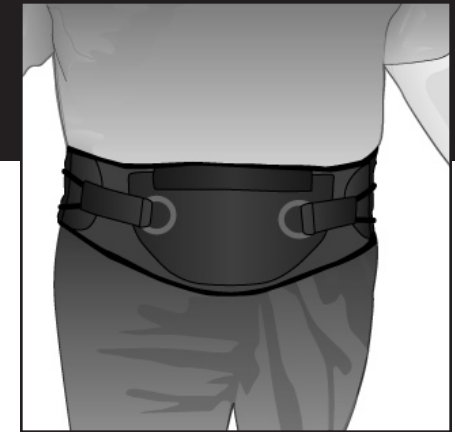
- While in a standing position, place compression orthosis so that the plastic piece is centered in the low back area. Loosely secure side hook closure attachments.



DeRoyal Solace Low-Profile Back Brace

Single Patient Use Only

Rx Only



PRODUCT NUMBER

Small	13400005
Medium	13400006
Large	13400007
X-Large	13400008

IMPORTANT INFORMATION

Please read all instructions, warnings, and precautions before use.

INTENDED USE

Used for lower lumbar strains and sprains, proprioceptive feedback, postural control and reinforcement of proper body ergonomics.

INDICATIONS

Chronic low back pain, lumbar muscle weakness, lumbar strain and sprain, and mechanical or discongenic lumbar pain.

PRECAUTIONS

- This product is to be fitted by a physician (or properly licensed practitioner) who is familiar with the purpose for which they are responsible. The physician or practitioner is responsible for providing wearing instructions and precautions to other healthcare

- practitioners or healthcare providers involved in the patient's care and the patient.
- Consult your physician (or properly licensed practitioner) immediately if you experience sensation changes, unusual reactions, swelling or prolonged pain while using this product.
 - Follow the instructions of your physician (or properly licensed practitioner) for length and duration of use.

SIZING

Waist circumferential measurement

Small	26" – 34"
Medium	32" – 40"
Large	38" – 46"
X-Large	44" – 51"



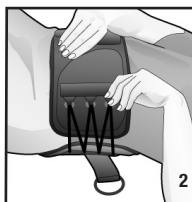
INSTRUCTIONS FOR USE

- While in a standing position, place compression orthosis so that the plastic piece is centered in the low back area. Loosely secure side hook closure attachments.





2. Next, patient should lie in a supine position with their knees comfortably bent (flexed) and their hips parallel with their shoulders.



Adjust side closure attachments making sure they are symmetrical to one another and are equal distance from the center.

3. At each side of the compression orthosis, the patient will find two lace up slide hook pull straps. While still in supine position,



patient should pull each strap forward at the same time to tighten the brace evenly and to prevent any torque to the lumbar area of the spine. Once a comfortable level of compression is achieved, secure the pull straps onto the front panel of the brace. This compression is totally adjustable and can be released or tightened depending on the activity.

CARE INSTRUCTIONS

Remove inserts and foam pads from front and back panels. Hand wash support in cool water with a mild liquid soap. Do not use strong detergents or bleaches, as they may be harmful to the closures. Thoroughly rinse and blot excess water from support with a clean towel. Carefully stretch support into its normal shape and lay flat to dry. Ironing or automatic dryers will deteriorate hook closures.

WARRANTY

DeRoyal products are warranted for ninety (90) days from the date of shipment from DeRoyal as to product quality and workmanship. DEROYAL'S written warranties are given in lieu of any implied warranties, including warranties of merchantability or fitness for a particular purpose.

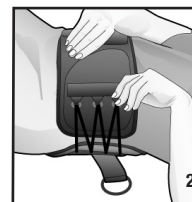


Manufactured by DeRoyal
200 DeBusk Lane
Powell, TN 37849 U.S.A.
888.938.7828
865.938.7828

Part #0-1416
©2008 DeRoyal. All Rights Reserved.
Revised 10/08

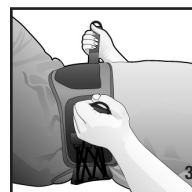


2. Next, patient should lie in a supine position with their knees comfortably bent (flexed) and their hips parallel with their shoulders.



Adjust side closure attachments making sure they are symmetrical to one another and are equal distance from the center.

3. At each side of the compression orthosis, the patient will find two lace up slide hook pull straps. While still in supine position,



patient should pull each strap forward at the same time to tighten the brace evenly and to prevent any torque to the lumbar area of the spine. Once a comfortable level of compression is achieved, secure the pull straps onto the front panel of the brace. This compression is totally adjustable and can be released or tightened depending on the activity.

CARE INSTRUCTIONS

Remove inserts and foam pads from front and back panels. Hand wash support in cool water with a mild liquid soap. Do not use strong detergents or bleaches, as they may be harmful to the closures. Thoroughly rinse and blot excess water from support with a clean towel. Carefully stretch support into its normal shape and lay flat to dry. Ironing or automatic dryers will deteriorate hook closures.

WARRANTY

DeRoyal products are warranted for ninety (90) days from the date of shipment from DeRoyal as to product quality and workmanship. DEROYAL'S written warranties are given in lieu of any implied warranties, including warranties of merchantability or fitness for a particular purpose.



Manufactured by DeRoyal
200 DeBusk Lane
Powell, TN 37849 U.S.A.
888.938.7828
865.938.7828

Part #0-1416
©2008 DeRoyal. All Rights Reserved.
Revised 10/08